



| 6786 SERIES

-20°F to 350°F, Low Profile, Environmentally Sealed 1/2"

Introduction

KLIXON® 6786 low profile environmentally sealed 1/2" thermostats provide clean and positive switching action while being 60% shorter than Sensata's similar 1/2" hermetic thermostats. They are designed for use where maximum shock and vibration resistance is required and protection against dust and foreign particles is important. KLIXON® 6786 series thermostats provide rapid thermal response and a dependable circuit which makes them ideal for applications like magnetic transformers for particle accelerators, cryogenic pumps, and aircraft window glass heaters.



Features

- Environmentally sealed, low profile
- Normally open or normally closed
- Pre-set, non-adjustable calibration
- Single pole, single-throw (SPST)
- Max resistive load: 7 amp
- Operating temperature range: -20°F to 350°F (-29°C to 117°C)
- Ambient temperature range: -65°F to 400°F (-53.9°C to 204.4°C)
- Many options available including solder type terminals in parallel or opposed alignments, brackets, studs, and with or without surface mounting brackets
- UL recognized, file #E34618 (Go to UL online certifications directory web page)
- Canadian-UL (UL File #34618)



PERFORMANCE CHARACTERISTICS

The standard 6786 utilizes silver contacts. Gold plated contacts can be furnished to assure reliable circuit switching under low wattage conditions.

Contact Ratings (Resistive) Based on standard differential

30 VAC/DC	125 VAC	250 VAC	Life Cycles
5.0 Amperes	2.0 Amperes	1.0 Amperes	100,000
5.5 Amperes	3.0 Amperes	1.5 Amperes	50,000
6.0 Amperes	4.0 Amperes	2.0 Amperes	25,000
6.5 Amperes	5.0 Amperes	2.5 Amperes	10,000
7.0 Amperes	6.0 Amperes	3.0 Amperes	5,000

Characteristics

Switch Action	SPST (snap-action)
Dielectric Strength	1250 VAC, rms, 60 cycles, terminal to case
Vibration Resistance	10–500Hz, 10G, per MIL-STD-202, Method 204, Condition A (unmonitored)
Shock Resistance	30G, 11 milliseconds
Weight	2.5 grams

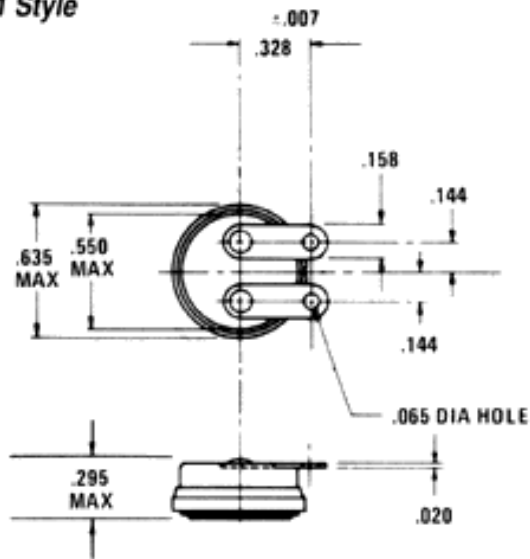
Operating Temperature

Operating Temperature		Differential		Tolerance	
°F	°C	°F	°C	±°F	±°C
-20	-28.9	30	16.7	10	5.6
0	-17.8	30	16.7	10	5.6
10	-12.2	30	16.7	10	5.6
20	-6.7	20	11.1	8	4.4
30	-1.1	20	11.1	8	4.4
40	4.4	20	11.1	8	4.4
50	10.0	20	11.1	8	4.4
60	15.6	20	11.1	8	4.4
Operating Temperature		Differential		Tolerance	
°F	°C	°F	°C	±°F	±°C
70	21.1	20	11.1	8	4.4
80	26.7	20	11.1	8	4.4
90	32.2	20	11.1	8	4.4
100	37.8	20	11.1	8	4.4
110	43.3	20	11.1	8	4.4
120	48.9	20	11.1	8	4.4
130	54.4	20	11.1	8	4.4
140	60.0	20	11.1	8	4.4
Operating Temperature		Differential		Tolerance	
°F	°C	°F	°C	±°F	±°C
150	65.6	20	11.1	8	4.4
160	71.1	20	11.1	8	4.4
170	76.7	20	11.1	8	4.4
180	82.2	20	11.1	8	4.4
190	87.8	20	11.1	8	4.4
200	93.3	30	16.7	10	2.8
210	98.9	30	16.7	10	4.4
220	104.4	30	16.7	10	4.4

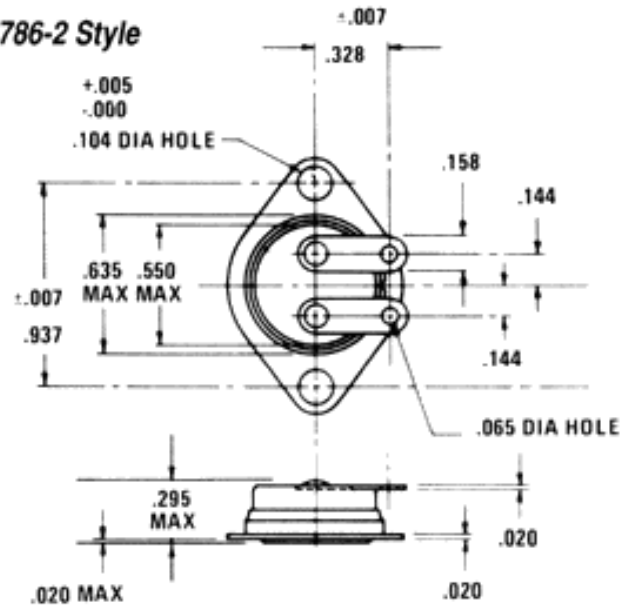
Operating Temperature (continued)

Operating Temperature		Differential		Tolerance	
°F	°C	°F	°C	±°F	±°C
230	65.6	20	11.1	8	4.4
240	71.1	20	11.1	8	4.4
250	76.7	20	11.1	8	4.4
260	82.2	20	11.1	8	4.4
270	87.8	20	11.1	8	4.4
280	93.3	30	16.7	10	2.8
290	98.9	30	16.7	10	4.4
300	104.4	30	16.7	10	4.4
Operating Temperature		Differential		Tolerance	
°F	°C	°F	°C	±°F	±°C
230	110.0	30	16.7	10	4.4
240	115.6	30	16.7	10	4.4
250	121.1	30	16.7	10	4.4
260	126.7	30	16.7	10	4.4
270	132.2	30	16.7	10	4.4
280	137.8	30	16.7	10	4.4
290	143.3	30	16.7	10	4.4
300	148.9	30	16.7	10	4.4
Operating Temperature		Differential		Tolerance	
°F	°C	°F	°C	±°F	±°C
310	154.4	40	22.2	12	6.7
320	160.0	40	22.2	12	6.7
330	165.6	40	22.2	12	6.7
340	171.1	40	22.2	12	6.7
350	176.7	40	22.2	12	6.7

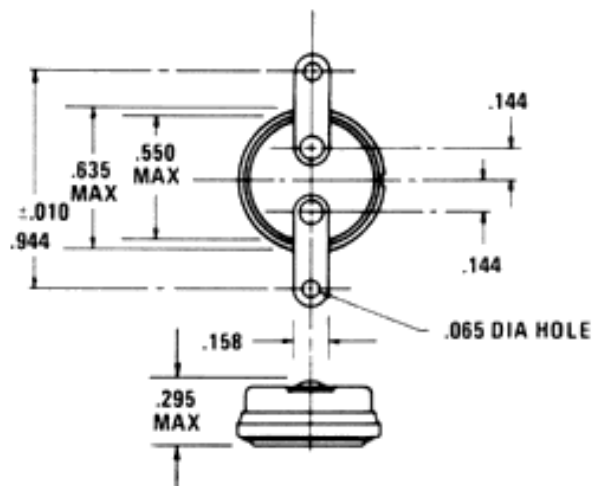
6786-1 Style



6786-2 Style



6786-3 Style





AGENCY APPROVALS & CERTIFICATIONS

UL recognized, file #E34618
Canadian-UL (UL File #34618)



WARNINGS



RISK OF MATERIAL DAMAGE AND HOT ENCLOSURE

- The product's side panels may be hot, allow the product to cool before touching
- Follow proper mounting instructions including torque values
- Do not allow liquids or foreign objects to enter this product

Failure to follow these instructions can result in serious injury, or equipment damage.



HAZARD OF ELECTRIC SHOCK, EXPLOSION OR ARC FLASH

- Disconnect all power before installing or working with this equipment
- Verify all connections and replace all covers before turning on power

Failure to follow these instructions will result in death or serious injury.

Sensata Technologies, Inc. ("Sensata") data sheets are solely intended to assist designers ("Buyers") who are developing systems that incorporate Sensata products (also referred to herein as "components"). Buyer understands and agrees that Buyer remains responsible for using its independent analysis, evaluation and judgment in designing Buyer's systems and products. Sensata data sheets have been created using standard laboratory conditions and engineering practices. Sensata has not conducted any testing other than that specifically described in the published documentation for a particular data sheet. Sensata may make corrections, enhancements, improvements and other changes to its data sheets or components without notice.

Buyers are authorized to use Sensata data sheets with the Sensata component(s) identified in each particular data sheet. HOWEVER, NO OTHER LICENSE, EXPRESS OR IMPLIED, BY ESTOPPEL OR OTHERWISE TO ANY OTHER SENSATA INTELLECTUAL PROPERTY RIGHT, AND NO LICENSE TO ANY THIRD PARTY TECHNOLOGY OR INTELLECTUAL PROPERTY RIGHT, IS GRANTED HEREIN. SENSATA DATA SHEETS ARE PROVIDED "AS IS". SENSATA MAKES NO WARRANTIES OR REPRESENTATIONS WITH REGARD TO THE DATA SHEETS OR USE OF THE DATA SHEETS, EXPRESS, IMPLIED OR STATUTORY, INCLUDING ACCURACY OR COMPLETENESS. SENSATA DISCLAIMS ANY WARRANTY OF TITLE AND ANY IMPLIED WARRANTIES OF MERCHANTABILITY, FITNESS FOR A PARTICULAR PURPOSE, QUIET ENJOYMENT, QUIET POSSESSION, AND NON-INFRINGEMENT OF ANY THIRD PARTY INTELLECTUAL PROPERTY RIGHTS WITH REGARD TO SENSATA DATA SHEETS OR USE THEREOF.

All products are sold subject to Sensata's terms and conditions of sale supplied at www.sensata.com SENSATA ASSUMES NO LIABILITY FOR APPLICATIONS ASSISTANCE OR THE DESIGN OF BUYERS' PRODUCTS. BUYER ACKNOWLEDGES AND AGREES THAT IT IS SOLELY RESPONSIBLE FOR COMPLIANCE WITH ALL LEGAL, REGULATORY AND SAFETY-RELATED REQUIREMENTS CONCERNING ITS PRODUCTS, AND ANY USE OF SENSATA COMPONENTS IN ITS APPLICATIONS, NOTWITHSTANDING ANY APPLICATIONS-RELATED INFORMATION OR SUPPORT THAT MAY BE PROVIDED BY SENSATA.

Mailing Address: Sensata Technologies, Inc., 529 Pleasant Street, Attleboro, MA 02703, USA.

CONTACT US

Americas

+1 (508)-236-3287
klixon@sensata.com

AUTHORIZED DISTRIBUTORS

Flame Enterprises
Bob Correa, Director of Product Management
+1 (240) 236-9802
bcorrea@flamecorp.com
info@flamecorp.com | Web
Tel: 1-800-854-2255 or 1-818-700-2905
Fax: 1-818-407-5080

Peerless Electronics
Steve Gunther, National Sales Manager

+1 (516) 594-3509
sgunther@peerlesselectronics.com
nysales@peerlesselectronics.com | Web
Tel: 1-800-285-2121
Fax: 1-800-222-8096

Europe, Middle East & Africa

Flame Enterprises
Bob Correa, Director of Product Management
+1 (240) 236-9802
bcorrea@flamecorp.com
info@flamecorp.com | Web
Tel: 1-800-854-2255 or 1-818-700-2905
Fax: 1-818-407-5080